

Banner 9

ZGRFEED – Prints detailed information from TGRFEED

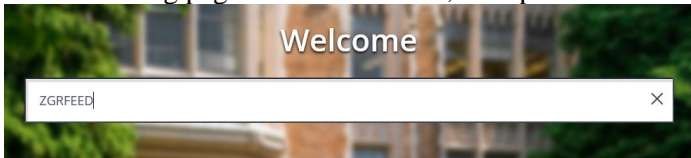
ZGRFEED is a job-submission process that prints detailed information from TGRFEED. This process either prints all GURFEED information or a specific A or B account.

For the Technical Support Staff

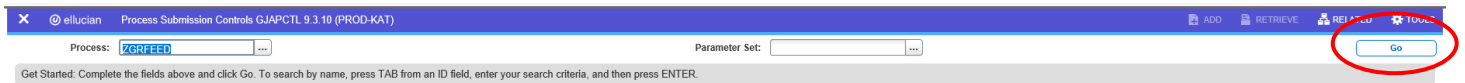
Suggested Banner Security Class: AR_BASIC

This program was updated to COBOL July 2017 and now uses banner security to login. This no longer uses the gurjobs_AR.shl file to retrieve the oracle password.


On the landing page enter ZGRFEED, then press enter.



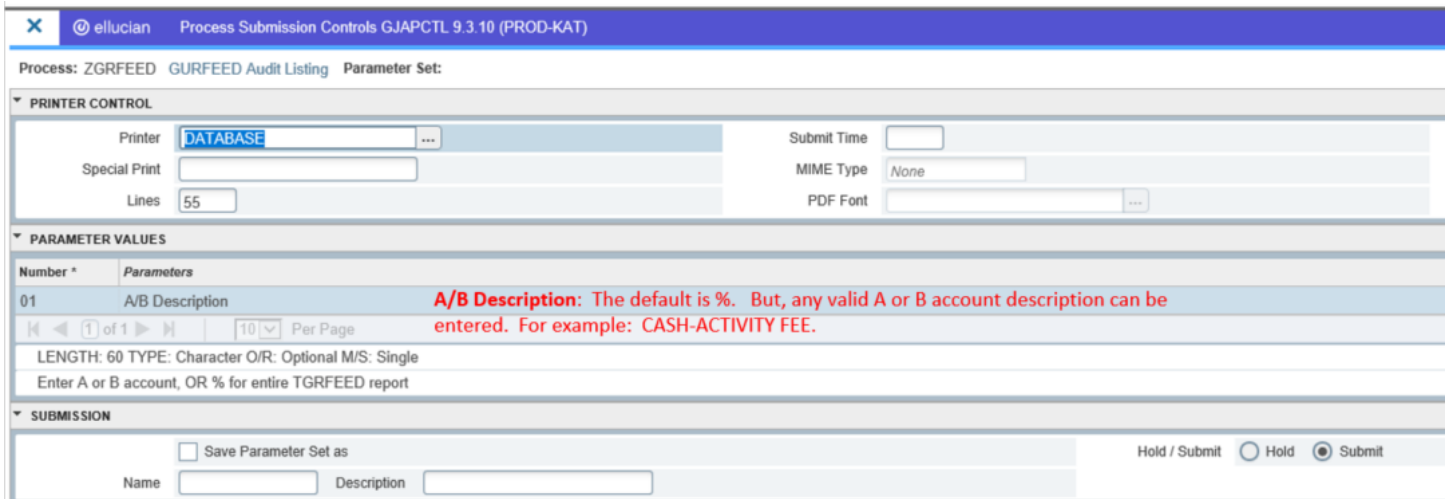
In Process Submission select **Go**



In the Printer Control Section – Enter **Database**


Alt Page Down to go to next section or click on the down arrow at the bottom of the page. 


Enter your Parameter Values. Only one parameter for this process. It s defined in red.



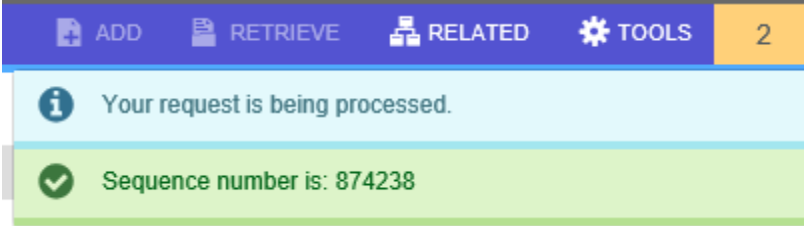
Note:

ZGRFEED generates a .lis and a .log file.

After you have entered your parameters **Alt Page Down** to go to next section or click on the down arrow at the bottom of the page. 

Press F10 to save or select the SAVE button at the bottom right corner to run the process. 

Once the process is run you will see informational message in the top right corner of your page. It will also identify the sequence number.

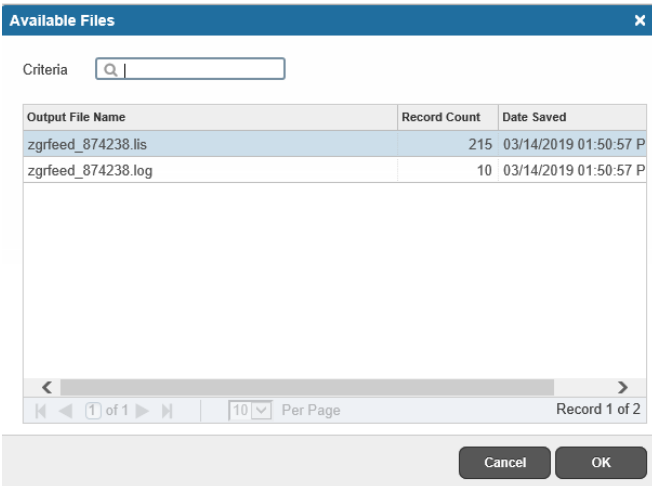
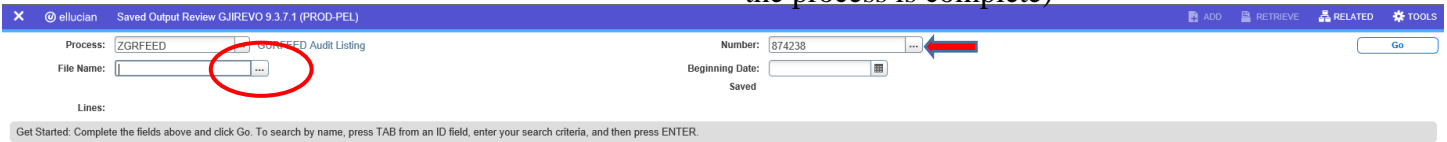


To view your .log and .lis file, click the RELATED tab at the top right of the page and then select Review Output [GJIREVO]



Click on the ... to view your .log or .lis file.

Your sequence number will be showing. (If the process is complete)



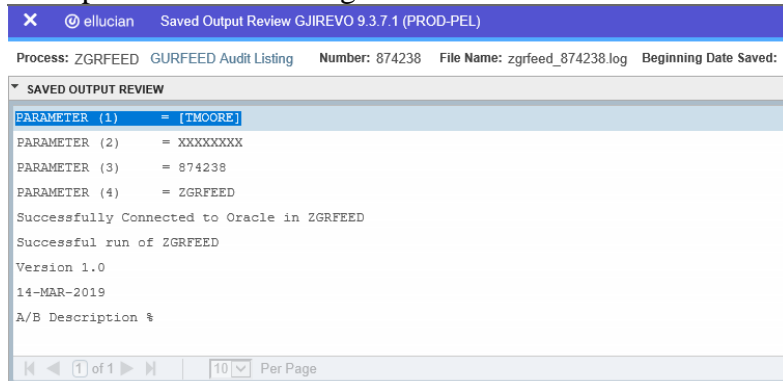
You will see your available files.

Select either your .lis file or log file to view.

Then click OK

Below is sample output information of your .log, and .lis file.

Example of ZGRFEED.log



```
Process: ZGRFEED GURFEED Audit Listing Number: 874238 File Name: zgrfeed_874238.log Beginning Date Saved:
SAVED OUTPUT REVIEW
PARAMETER (1) = [TMOORE]
PARAMETER (2) = XXXXXXXX
PARAMETER (3) = 874238
PARAMETER (4) = ZGRFEED
Successfully Connected to Oracle in ZGRFEED
Successful run of ZGRFEED
Version 1.0
14-MAR-2019
A/B Description %
1 of 1 Per Page
```

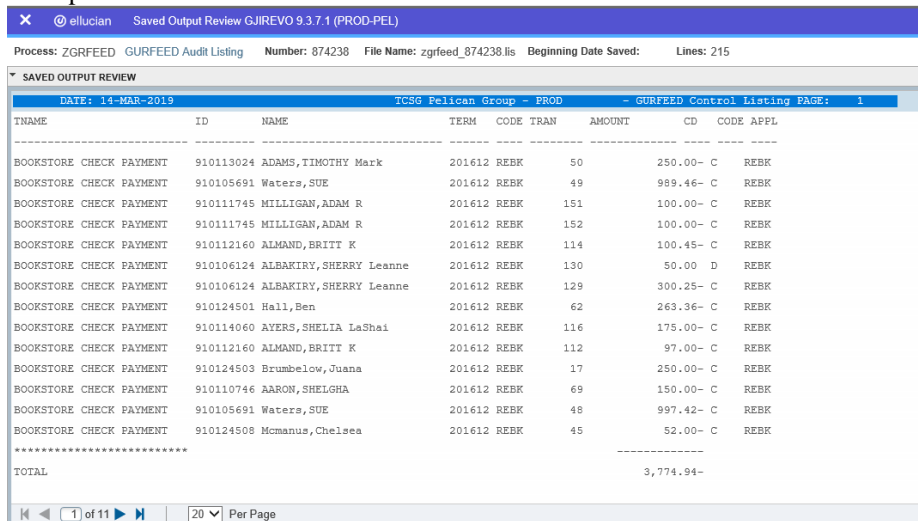
To go back and look at the .log file, click the Start Over button on the top right hand corner of the page.



You can select your lis file to review.

Example of ZGRFEED.lis file.


Example of ZGRFEED.lis



```
Process: ZGRFEED GURFEED Audit Listing Number: 874238 File Name: zgrfeed_874238.lis Beginning Date Saved: Lines: 215
SAVED OUTPUT REVIEW
DATE: 14-MAR-2019 TCSG Pelican Group - PROD - GURFEED Control Listing PAGE: 1
TNAME ID NAME TERM CODE TRAN AMOUNT CD CODE APPL
-----
BOOKSTORE CHECK PAYMENT 910113024 ADAMS,TIMOTHY Mark 201612 REBK 50 250.00- C REBK
BOOKSTORE CHECK PAYMENT 910105691 Waters,SUE 201612 REBK 49 989.46- C REBK
BOOKSTORE CHECK PAYMENT 910111745 MILLIGAN,ADAM R 201612 REBK 151 100.00- C REBK
BOOKSTORE CHECK PAYMENT 910111745 MILLIGAN,ADAM R 201612 REBK 152 100.00- C REBK
BOOKSTORE CHECK PAYMENT 910112160 ALMAND,BRITT K 201612 REBK 114 100.45- C REBK
BOOKSTORE CHECK PAYMENT 910106124 ALBAKIRY,SHERRY Leanne 201612 REBK 130 50.00 D REBK
BOOKSTORE CHECK PAYMENT 910106124 ALBAKIRY,SHERRY Leanne 201612 REBK 129 300.25- C REBK
BOOKSTORE CHECK PAYMENT 910124501 Hall,Ben 201612 REBK 62 263.36- C REBK
BOOKSTORE CHECK PAYMENT 910114060 AYERS,SHELIA LaShai 201612 REBK 116 175.00- C REBK
BOOKSTORE CHECK PAYMENT 910112160 ALMAND,BRITT K 201612 REBK 112 97.00- C REBK
BOOKSTORE CHECK PAYMENT 910124503 Brumbelow,Juana 201612 REBK 17 250.00- C REBK
BOOKSTORE CHECK PAYMENT 910110746 AARON,SHELGA 201612 REBK 69 150.00- C REBK
BOOKSTORE CHECK PAYMENT 910105691 Waters,SUE 201612 REBK 48 997.42- C REBK
BOOKSTORE CHECK PAYMENT 910124508 Mcmanus,Chelsea 201612 REBK 45 52.00- C REBK
*****
TOTAL 3,774.94-
1 of 11 Per Page
```

To go back and look at the .log file, click the Start Over button on the top right hand corner of the page.



If you click the X at the top left,  you will go back to Process Submission Control GJAPCTL – Process ZGRFEED.

NOTE:

ZGRFEED Processing

If % is entered, all data (students printed alphabetically) within each A or B account is printed. If only one A or B account is selected, only the data pertaining to that G/L entry is printed.