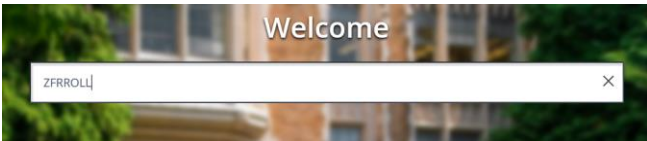


Banner 9

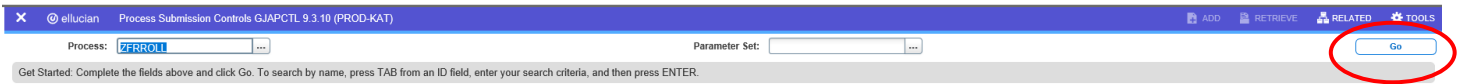
ZFRROLL – Roll Balances For Billing

ZFRROLL is a job-submission process that updates the Bill Date, Due Date, and Statement Date on TSADETL for detail codes by term. This will prevent the detailed billing information from showing on every bill and help to keep the bills clean and easy to read. After each billing cycle this process should be run. For example: if you run Due Diligence letters on January 10th, 2016, this date should be used in this run.

On the landing page enter ZFRROLL, then press enter.



In Process Submission select **Go**

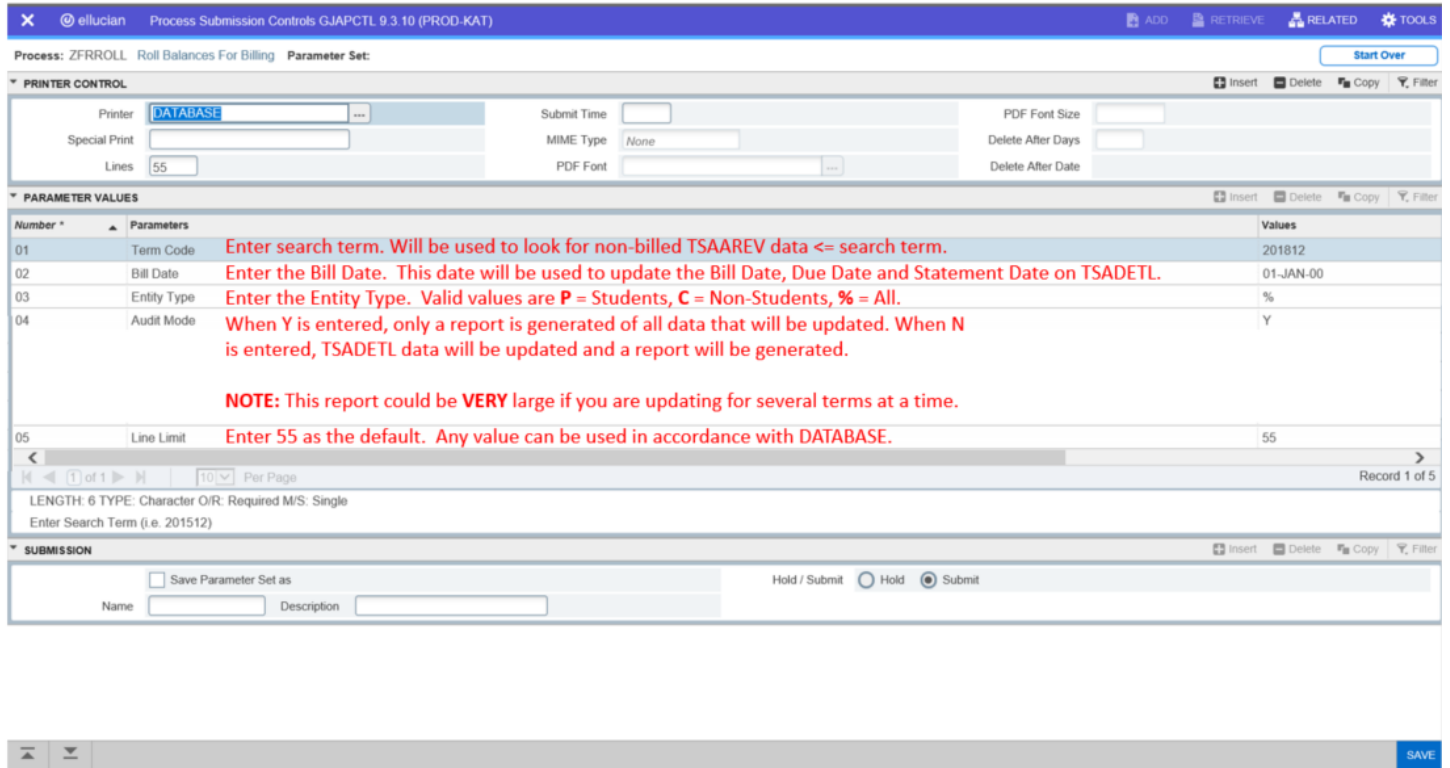


In the Printer Control Section – Enter **Database**

Alt Page Down to go to next section or click on the down arrow at the bottom of the page.





Enter your Parameter Values. Each Parameter is defined in red.



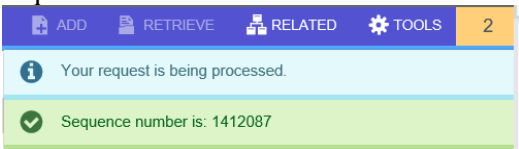
Note:

ZFRROLL generates a .lis And a .log file.

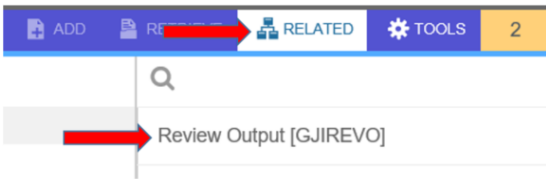
After you have entered your parameters **Alt Page Down** to go to next section or click on the down arrow at the bottom of the page. 

Press F10 to save or select the SAVE button at the bottom right corner to run the process. 

Once the process is run you will see informational message in the top right corner of your page. It will also identify the sequence number.

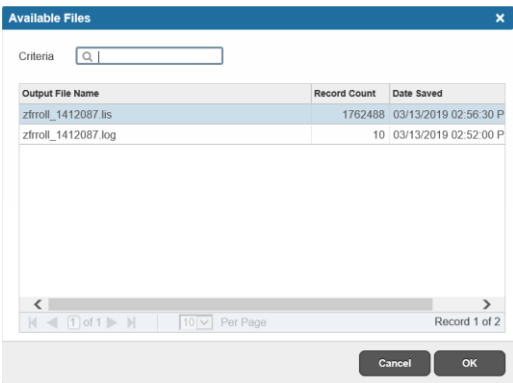


To view your .log and .lis file, click the RELATED tab at the top right of the page and then select Review Output [GJIREVO]



Click on the ... to view your .log or .lis file.

Your sequence number will be showing. (If the process is complete)



You will see your available files.

Select either your .lis file or .log to view.

Then click OK

Below is sample output information of your .log, .lis and .txt file.

Example of ZFRROLL.log

Process: ZFRROLL Roll Balances For Billing Number: 1412087 File Name: zfrroll_1412087.log Beginning Date Saved: Lines: 10

SAVED OUTPUT REVIEW

PARAMETER (1) = [TMOORE]
PARAMETER (2) = XXXXXXXX
PARAMETER (3) = 1412087
PARAMETER (4) = ZFRROLL

Successfully Connected to Oracle in ZFRROLL
Successful run of ZFRROLL
Version 1.0
13-MAR-2019

Audit Mode Y

To go back and look at the .log file, click the Start Over button on the top right hand corner of the page.

[Start Over](#)

You can select your lis file to review.

Example of ZFRROLL.lis file. (900 numbers removed for privacy)

Top of .lis file.

Process: ZFRROLL Roll Balances For Billing Number: 1412087 File Name: zfrroll_1412087.lis Beginning Date Saved:


SAVED OUTPUT REVIEW

DATE: 13-MAR-2019 TCSG Katrina Group -PROD
ROLL BALANCES FORWARD FOR BILLING (AUDIT)

STUDENT ID	FIRST NAME	LAST NAME	TERM	DETAIL CODE
2:		ATHENS CLARKE COUNT	201314	2BIN
2:		ATHENS CLARKE COUNT	201812	4TUI
2:		ATHENS CLARKE COUNT	201812	4TUI
2:		ATHENS CLARKE COUNT	201814	4TUI
2:		ATHENS CLARKE COUNT	201812	2BIN
2:		ATHENS CLARKE COUNT	201814	4TUI
2:		529 Plans	201812	2SCH
2:		529 Plans	201812	SCHA
1:		A2BF, INC.	201514	BIND
1:		A2BF, INC.	201514	2BIN
9:	ALAN	AARONS	201712	3IAC
9:	ALAN	AARONS	201712	3ACT
9:	ALAN	AARONS	201712	3MIR
9:	ALAN	AARONS	201712	3CAM

To go back and look at the .log file, click the Start Over button on the top right hand corner of the page.

[Start Over](#)

If you click the X at the top left,  you will go back to Process Submission Control GJAPCTL – Process ZFRROLL.